



YLR-1007 Series

Ytterbium Single-mode Fiber Lasers

NEW PRODUCT




Applications

- ▶ Micromachining Applications Requiring 1007 nm Wavelength Range
- ▶ Pumping
- ▶ Advanced Applications



Features

- ▶ Any Power up to 1 kW
- ▶ Excellent Beam Quality
- ▶ Constant BPP over Entire Power Range
- ▶ Small Focus over Large Working Distance
- ▶ Over 40% Wall-plug Efficiency
- ▶ Maintenance-free Operation
- ▶ Compact, Rugged and Easy to Install
- ▶ Smallest Power to Volume Ratio
- ▶ Wide Range of Beam Delivery Options



IPG Photonics' YLR-1007 Series represents a new generation of diode-pumped CW fiber lasers in world leading small form factor, with a unique combination of high power, ideal beam quality, fiber delivery and high wall-plug efficiency. The YLR is offered as a cost effective, adaptable solution for a clean room system or for integration into a production line.

Featuring a touch panel display or rear control via Analog, RS-232 or Ethernet interfaced, the rack mount configuration is ideal for a multitude of applications benefitting from 1007 nm wavelength range such as silicon processing, optical pumping, and advanced applications. Output powers up to 1 kW are available. Beam delivery options include coupler, beam switch (time or energy share) and delivery optics such as cutting and welding heads.

YLR-1007 Series

Ytterbium Single-mode Fiber Lasers

Optical Characteristics	YLR-500*	YLR-700	YLR-1000
Central Wavelength**, nm		1007	
Mode of Operation		CW/Modulated	
Modulation Frequency, kHz		0-50	
Max. Average Power, W	500	700	1000
Power Tunability, %		10-100	
Beam Mode Quality,*** M ²		<1.1	

*Available at 100, 200, 300 or 400 W

**Available at 1030 nm up to 1000 W

***Multi-mode lasers are available up to 2 kW output power

General Characteristics			
Cabinet Dimensions (W × D × H), mm	448 × 580 × 133	448 × 680 × 177	
Weight, kg	<40	<70	
Cooling	Air- or Water-cooled	Water-cooled	

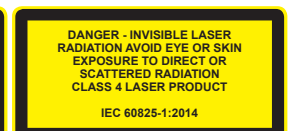
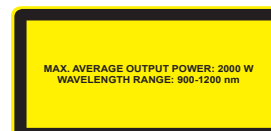
Single-mode lasers are equipped with a 5 mm beam diameter affixed collimator for powers up to 400 Watts; 500 - 1,000 Watt lasers terminate to an HLC-8 connector. Affixed collimator options include beam diameters in either 2.5 or 7.5 mm.

IPG manufactures a complete suite of optical beam delivery components including delivery fiber and optics, collimators, beam couplers, switches and sharers, and processing heads and scanners, as well as process control and tooling solutions. Interchangeable collimators and processing heads connect easily to the HLC-8.

+1 (508) 373-1100; sales.us@ipgphotonics.com
 +49 2736 44200; sales.europe@ipgphotonics.com (European Inquiries)

www.ipgphotonics.com

Legal notices: All product information is believed to be accurate and is subject to change without notice. Information contained herein shall legally bind IPG only if it is specifically incorporated into the terms and conditions of a sales agreement. Some specific combinations of options may not be available. The user assumes all risks and liability whatsoever in connection with use of a product or its application. IPG, IPG Photonics, The Power to Transform and IPG Photonics' logo are trademarks of IPG Photonics Corporation. © 2016-19 IPG Photonics Corporation. All rights reserved.



The Power to Transform®