

YLPN-100-25×100-3000-S

Ultra-High Power Nanosecond Fiber Lasers

Adjustable Pulse Duration

NEW



FEATURES


- ▶ Average Power up to 3 kW
- ▶ Adjustable Pulse Duration
- ▶ Round or Square Fiber Core
- ▶ Repetition Rate up to 300 kHz
- ▶ Rugged Design
- ▶ Integrated Beam Switch Option*

* YLPN-S laser models are offered with integrated beam switch option from 2 to 4 output channels, enabling processing multiple workstations in time or energy sharing modes.



APPLICATIONS

- ▶ Paint Stripping
- ▶ Coating Removal
- ▶ Surface Treatment
- ▶ Texturing



YLPN-S Nanosecond Pulsed Fiber Lasers offer variable pulse durations from 25 to 100 nanoseconds. The laser power can be adjusted in a wide range of pulse repetition rates independent of the pulse energy. Average output powers are up to 3 kW and pulse repetition rates vary from 2 to 300 kHz. Integrated beam switch option enables processing for multiple workstations in time or energy sharing modes.

Housed in rugged sealed cabinets, these compact efficient maintenance-free systems are designed to operate in harsh industrial manufacturing environments. Powerful YLPN-S lasers are optimized for high throughput surface treatment applications such as paint stripping, coating removal, surface cleaning and texturing.

YLPN-100-25×100-3000-S

Ultra-High Power Nanosecond Fiber Lasers

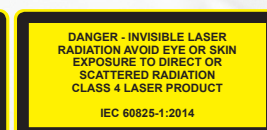
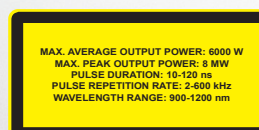
Optical Characteristics	YLPN-25x100-1000-S	YLPN-25x100-2000-S	YLPN-25x100-3000-S
Wavelength, nm	1064		
Mode of Operation	Pulsed		
Max. Average Power*, kW	1	2	3
Power Tunability, %	10-100		
Preset Pulse Duration Modes, ns	25, 50, 70, 100		
Max. Pulse Energy, mJ	100		
Pulse Repetition Rate, kHz	2-50	2-300	
Process Fiber Core Options	Round or Square		
Process Fiber Core Diameter, μm	600 (default) or 400 (option)		
Beam Parameter Product, mm × mrad	30 Round Core; 45 Square Core		

*Higher average power up to 5 kW is available upon request at a fixed 120 ns pulse duration.

General Characteristics	1 kW	2kW	3 kW
Control Unit Dimensions (W × D × H), mm	Single Output: 780 × 806 × 558 Beam Switch Option: 1006 × 806 × 806		
Weight, kg	Single Output: 160 Beam Switch Option: 250-300		
Connector Type	HLC-8, QBH Compatible		
Control Unit Cooling	Water		
Chiller Cooling Capacity, kW	3.0	4.5	6.0
Supply Voltage, 3-phase, 50-60 Hz, VAC	400-480		
Power Consumption, kW	4	6.5	9.0



+49 2736 4420-8349
Sales.Europe@ipgphotonics.com
www.ipgphotonics.com



Legal notices: All product information is believed to be accurate and is subject to change without notice. Information contained herein shall legally bind IPG only if it is specifically incorporated into the terms and conditions of a sales agreement. Some specific combinations of options may not be available. The user assumes all risks and liability whatsoever in connection with use of a product or its application. IPG, IPG Photonics, The Power to Transform and IPG Photonics' logo are trademarks of IPG Photonics Corporation. © 2023 IPG Photonics Corporation. All rights reserved.